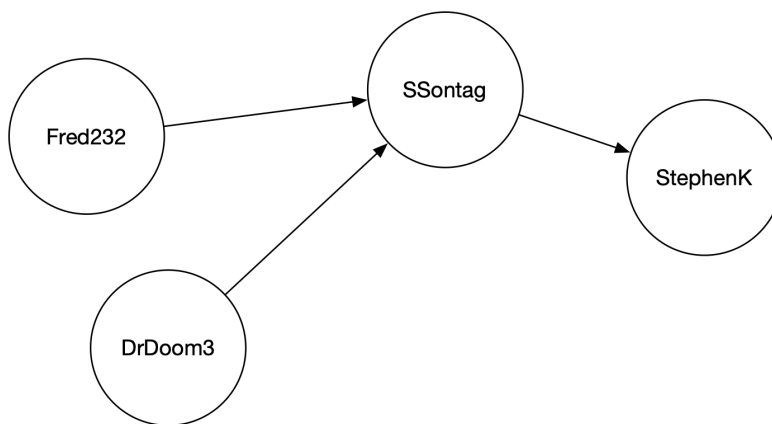


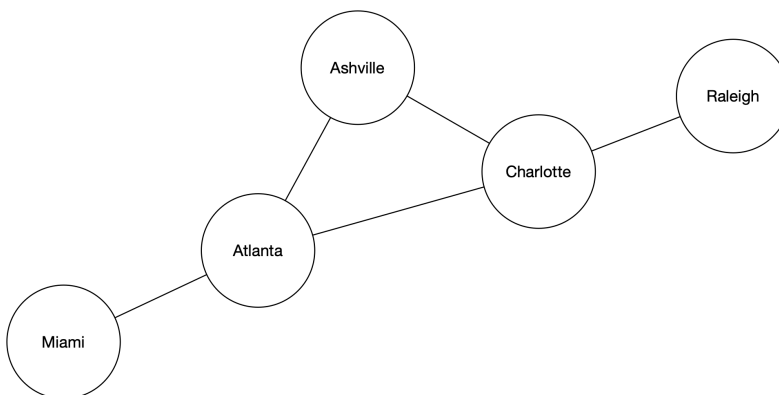
Introduction to Graphs

Some data is easiest to work with if we imagine it as a set of *nodes* connected by *edges*. For example, on some social networks each user can follow any number of other users. We can think of each user as node and the edge points from the user who follows to the user they follow:



This diagram shows four users and three follows. Following is a directed relationship: Fred232 follows SSontag, but SSontag doesn't follow Fred232. So we would say that this is a *directed graph* with four nodes and three edges.

There are also undirected graphs. for example, you can imagine a graph that represents big data lines between cities. All the big data lines allow communications in both directions:



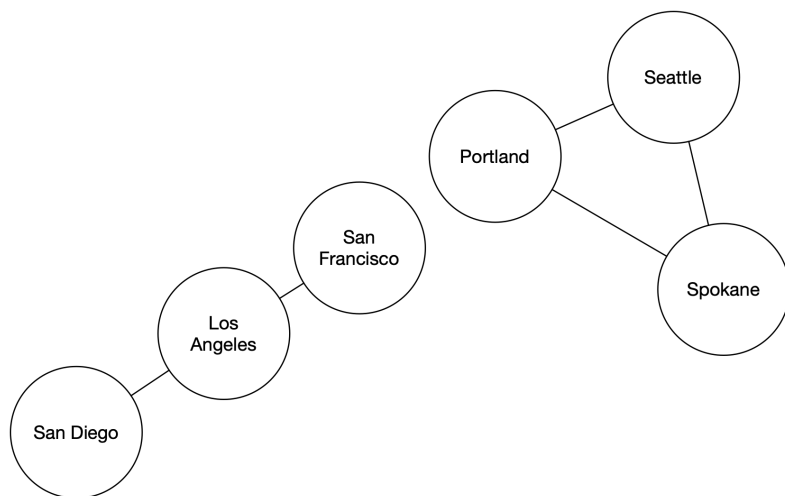
The arrows are gone: if data can flow from Charlotte to Raleigh, then data can flow from Raleigh to Charlotte.

There is a whole branch of mathematics called *Graph Theory* that studies the properties of graphs. Here are two questions that we might ask about this graph:

- What is the shortest number of edges that we would need to follow to get from Miami to Raleigh?
- Does the graph have any paths where you could end up where you started? This is called a *cycle*. This graph has one cycle: Atlanta \rightarrow Asheville \rightarrow Charlotte \rightarrow Atlanta.

There are even database systems that are specifically designed to hold and analyze graph data. Not surprisingly, these are called *Graph Databases*.

Some graphs are *connected*: you can get from one node to any other node by following edges. Is this graph connected?



This graph is *not* connected! You can't follow edges from San Diego to Seattle.

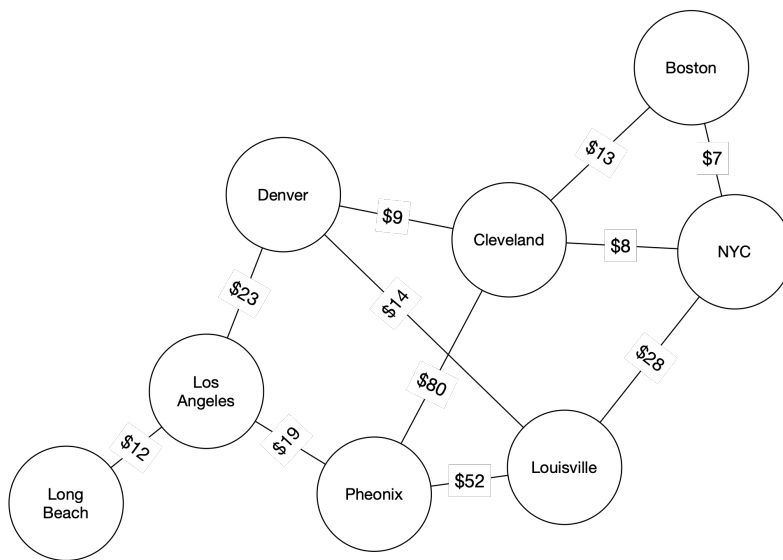
In graph data, the nodes and edges often have attributes. For example, a node representing a city might have a name and a population. An edge representing a data line might have a bandwidth (bits per second) and a latency (how many nanoseconds between when you put a bit into the pipe and when it comes out the other end.).

1.1 Finding Good Paths

For a lot of problems, we are trying to find the best path from one node to another. If all the edges are the same, this usually means finding the path that requires walking the

fewest edges.

Sometimes the edges have a cost attribute. For example, you might want to find the cheapest way to ship a container from New York City to Long Beach, Calif. In this case the nodes are train depots. Each train line between the depots has a cost. What is the cheapest path?



When edges have costs like this, we call the *weighted edges*.

The graphs that you see here are really small, so finding efficient paths isn't difficult. – you could just try all of them! However, in many computer programs, we are working with millions of nodes and edges. Efficient graph algorithms are *really* important.

1.2 Graphs in Python

In this section you are going to write Python classes that will let you represent an undirected graph with weighted edges, like the shipping problem above.

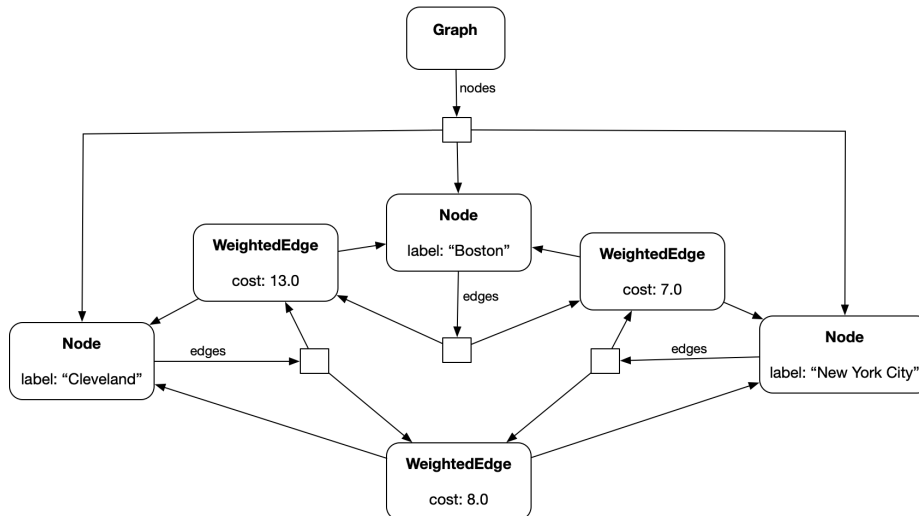
(Naturally things would look a little different if the graph were directed or the edges were unweighted, but this is a good starting place.)

Create a file called `graph.py`. This will hold the code for your `Node` and `WeightedEdge` classes. We will also create a `Graph` class that will just hold onto the list of its nodes.

- A `Node` will have a label string and a list of edges that touch it.
- A `Edge` will have a cost and two nodes: `node_a` and `node_b`.

- A Graph will have a list of nodes.

Here what the object diagram would look like if you had only three cities:



Put this code into `graph.py`

```
class Node:
    def __init__(self, label):
        self.label = label
        self.edges = []

    def __repr__(self):
        return f"(node:{self.label}, edges:{len(self.edges)})"

class WeightedEdge:
    def __init__(self, cost, node_a, node_b):
        self.cost = cost
        self.node_a = node_a
        node_a.edges.append(self)
        self.node_b = node_b
        node_b.edges.append(self)

    def other_end(self, node_from):
        if self.node_a == node_from:
            return self.node_b
        else:
            return self.node_a

class Graph:
    def __init__(self):
        self.nodes = []

    def add_node(self, new_node):
```

```

        self.nodes.append(new_node)

    def __repr__(self):
        return f"(Graph:{self.nodes})"

```

Now let's create some instances of `Node` and `WeightedEdge` and wire them together. Create another file in the same directory called `cities.py`. Put in this code:

```

import graph

# Create an empty graph
network = graph.Graph()

# Create city nodes and add to graph
long_beach = graph.Node("Long Beach")
network.add_node(long_beach)
los_angeles = graph.Node("Los Angeles")
network.add_node(los_angeles)
denver = graph.Node("Denver")
network.add_node(denver)
pheonix = graph.Node("Pheonix")
network.add_node(pheonix)
louisville = graph.Node("Louisville")
network.add_node(louisville)
cleveland = graph.Node("Cleveland")
network.add_node(cleveland)
boston = graph.Node("Boston")
network.add_node(boston)
nyc = graph.Node("New York City")
network.add_node(nyc)

# Create edges
graph.WeightedEdge(12, long_beach, los_angeles)
graph.WeightedEdge(23.0, los_angeles, denver)
graph.WeightedEdge(19, los_angeles, pheonix)
graph.WeightedEdge(52, pheonix, louisville)
graph.WeightedEdge(14, denver, louisville)
graph.WeightedEdge(80, pheonix, cleveland)
graph.WeightedEdge(9, denver, cleveland)
graph.WeightedEdge(8, cleveland, nyc)
graph.WeightedEdge(28, louisville, nyc)
graph.WeightedEdge(7, nyc, boston)
graph.WeightedEdge(13, cleveland, boston)

print(network)

```

Run it:

```
python3 cities.py
```

You should see some rather unexciting output:

```
(Graph:[(node:Long Beach, edges:1), (node:Los Angeles, edges:3), (node:Denver, edges:3),  
(node:Phoenix, edges:3), (node:Louisville, edges:3), (node:Cleveland, edges:4),  
(node:Boston, edges:2), (node:New York City, edges:3)])
```

But we will make it more exciting in the next chapter!

This is a draft chapter from the Kontinua Project. Please see our website (<https://kontinua.org/>) for more details.

Answers to Exercises



INDEX

edge, 1

graph, 1

 connected, 2

 database, 2

 directed, 1

 undirected, 1

graph theory, 2

node, 1